

Course Introduction

Perfection is a quest. And in the practice of Orthodontics, perfection begins with the right assessment and diagnosis of the patient's malocclusion.

And then choosing the correct treatment plan using the best materials while taking care of the minutest details right from the force exerted on the teeth to micro aesthetics.

It is this quest for perfection that will change the way you practice Orthodontics. And the time to begin is right now.

Course overview:

Learn how to make the right diagnosis, plan the correct treatment and improve your patients overall health, appearance and well being.

In easy to digest bite-sized modules spread over a course of six months. This course will aid you to plan and execute treatment strategies for various malocclusions right from its development to the most advanced and complicated presentation.



The Practice of Perfection

Prof. Dr. K. S. Senthil Kumar, the founder of Academy of Advanced Dentistry has been practicing dentistry since 1995. He acquired his Masters in Orthodontics and Dentofacial Orthopedics in 1999 from Dr. M. G. R. Medical University. He is currently a professor in the Dept. of Orthodontics at the Meenakshi Ammal Dental College and Hospital.

With over 18 years of clinical expertise and over 12 years of post graduate teaching experience, Dr. Senthil Kumar is among the foremost specialists in Surgical Orthodontics, Temporomandibular Joint Disorders and Occlusions.


With awards and publications at the national and international levels, Dr. Senthil Kumar is the National Trainer for SAM 3 Articulator (trained at SAM – Dental, Munich, Germany) besides being a Fellow of Nobel Biocare Implants (Sweden).

He conducts workshops and training programs in Orthodontics and Prosthodontics in dental colleges across India.



His expertise in Orthodontics combined with a knowledge of the latest developments in the field will help you find a mentor you can depend upon.

He is admired for his precision and perfection that has become a hallmark for his clinical cases.


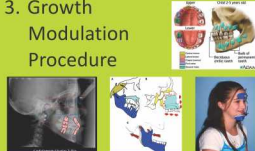
Module 1

Lectures	Hands - on
<ol style="list-style-type: none"> 1. Introduction to Orthodontics 2. Branches in Orthodontics 3. Malocclusion/Classification of Malocclusion 4. Etiology of Malocclusion 5. Diagnosis and Diagnostic Aids 	<ol style="list-style-type: none"> 1. Banding/impression 2. Separator Placement 3. Lip Bumper, Tongue Spike/Space maintainer /ABP/Inclined Plane/ Welding /Soldering 



Module 4

Lectures	Hands - on
<ol style="list-style-type: none"> 1. Treatment Philosophies in Begg/Roth/MBT 	<ol style="list-style-type: none"> 1. Typhodont Work 2. Case Discussion 


Module 2

Lectures	Hands - on
<ol style="list-style-type: none"> 1. Growth & Development 2. Development of Dentition 3. Development of Occlusion 4. Clinical Occlusion 5. Occlusal Scheme 6. Cephalometry/ Model Analysis / Digital Photography 7. Growth Modulation Procedure 	<ol style="list-style-type: none"> 1. Cephalometric Tracing /PA Ceph 2. Digital Photos/Study Model 3. Growth Modulation Procedure 




Module 5

Lectures	Hands - on
<ol style="list-style-type: none"> 1. Treatment Mechanics In MBT 	<ol style="list-style-type: none"> 1. Typhodont Work 2. Case Discussion 

Module 3

Lectures	Hands - on
<ol style="list-style-type: none"> 1. Biology of Tooth Movement 2. Ortho Material 3. Components of Different Ortho Appliances 4. Treatment Planning in Children/Adolescence/Adults 5. Minor Surgical Procedures 	<ol style="list-style-type: none"> 1. Banding 2. Bracket Placement- 3 Different types of Mal Occlusion on Wax Typhodont 

Module 6

Lectures	Hands - on
<ol style="list-style-type: none"> 1. Retention and Relapse 2. Pre-surgical Orthodontics 3. Mini-implants   	<ol style="list-style-type: none"> 1. Typhodont Work 2. Fixed Retention

Course Highlights

Stepwise hands-on training on different types of malocclusion in typhodont teeth from bonding to finishing procedures.

Case discussions:

Participants can learn to bond brackets on their own patients.
On-line case discussions and after support for the next 5 years.
Certificates will be awarded after successful completion of the program.

Course Duration:

Advanced Orthodontics - 6 months (Thrice weekly on Friday, Saturdays and Sundays)
Intensive course in Advanced Orthodontics - 1 week (Monday to Sunday)

Course Fee Includes:

Tuition fees | Consumable ortho materials | Supply of course materials and Cds
| Working lunch and refreshments.

Note to participants: Participants have to bring Orthodontic pliers
Interested doctors can bring their own patients for bracket bonding.



Program Schedule:

The above courses will be conducted on a regular basis.
Interested doctors can contact the AAD Centre to obtain more details.

Venue:

AAD Centre,
No. 23a, I Main Road,
Jawahar Nagar,
(Opp. Murugan Temple),
Chennai – 600 082.

Presented by:

Prof.Dr.K.S.Senthilkumar, M.D.S
Orthodontist & Specialist analyst
of SAM-III Articulator

Contact Details:

Prof.Dr.K.S.Senthilkumar, M.D.S., Mob:9840637208
Prof. Dr. S. Hemamalathi, M.D.S., Mob:9444209800
Email:smileandglow@gmail.com
Web:www.dentalcourses.co.in, www.smileandglow.com
 www.facebook.com/smileandglow



Advanced Orthodontics -for the General Practitioner

Setting the right foundation



Academy of Advanced
Dentistry

Venue: **AAD Centre,**
Smile and Glow Dental Healthcare Pvt. Ltd.,
No.23A, 1st Main Road, Jawahar Nagar,
Opp. Murugan Temple, Chennai-82. Ph:044-26701849



Smile & Glow
Dental Healthcare Pvt. Ltd